



RealFyre® 2021 Vent-Free Collection Brochure • R. H. Peterson Co.

PREMIUM GAS LOG SETS

Vent-Free Collection

RH  PETERSON co.

G19A SERIES

The newest innovation in vent-free gas logs is the G19A Burner System. This clean burning system provides a dazzling flame pattern and offers two distinctive styles of logs. The uniquely designed front log mimics real wood and the glowing embers enhance the beauty and realism of this system.



Scan to see the full collection of compatible log sets and accessories.



Foothill Oak (FTO-24)



Foothill Oak (FTO-24)



Foothill Split Oak (FTSO-24)

The G19A Series is available for Natural or Propane gas in 18"/20" and 24"/30" sets, with variable BTU ratings from 23,000 to 40,000. Lava granules and embers are included with the unit.

2 log styles to choose from, sizes 18", 24", & 30":

FTO-**	Foothill Oak Gas Logs
FTSO-**	Foothill Split Oak Gas Logs

** Insert size (e.g. FTO-24). Add "P" for Propane.

A number of control options are available including:

- Remote with variable flame height control (-15)
- Remote with variable flame height control, electronic ignition, & on demand pilot (-01V)

G19A-24/30-15
Gas Burner w/ electronic variable control



Further enhance your hearth with our selection of Premium Accessories (see page 8)



Pine Cones
(PC-4)



Acorns
(AC-6)



Lava Fyre Coals
(LFC-6)



Wood Chips
(WCH-6)



Pine Cone/Wood Chip
Decor Pack (DP-2)

G10 SERIES

Featuring the popular burnt through front log, the G10 Series is available in five attractive log styles: Charred Frontier Oak, Charred Aged Split Oak, the striking Charred Alpine Birch, Charred Gnarled Split, and the new Gnarled Oak (all ceramic refractory log sets). Lively flames and a large ember bed with Bryte Coals highlight the handcrafted logs, adding efficient heat and unmatched beauty to your fireplace.



Scan to see the full collection of compatible log sets and accessories.



Charred Gnarled Split (CHGS-24)



Charred Alpine Birch (CHAB-24)



Gnarled Oak (GNO-24)



Charred Frontier Oak (CHFR-24)



Charred Aged Split Oak (CHAS-24)

The G10 Series is available for Natural or Propane gas in 16"/18" and 24"/30" sets, with variable BTU ratings from 19,000 to 37,000. Lava granules, embers, and Bryte Coals are included with the unit. Stainless steel models are available for added durability and use in outdoor rooms.


5 log styles to choose from, sizes 16/18", 24", & 30":

CHFR-**	Charred Frontier Oak Gas Logs
CHAS-**	Charred Aged Split Oak Gas Logs
CHAB-**	Charred Alpine Birch Gas Logs
CHGS-**	Charred Gnarled Split Gas Logs
GNO-**	Gnarled Oak Gas Logs


** Insert size (e.g. CHFR-24). Add "P" for Propane.

A number of control options are available including:

- Manual control
- Remote with variable flame height control (-15)
- Remote with variable flame height control, electronic ignition, & on demand pilot (-01V)



G10-24/30
Gas Burner
w/ manual control



G10-24/30-SS
Stainless Steel Gas Burner
w/ manual control

G18 SERIES

The Evening Fyre, Evening Fyre Charred, and the Evening Fyre Split log sets are featured on the advanced G18 Vent-Free Burner System. The logs are sculpted and hand-painted with distinctive charring on the front log, mimicking a wood fire. The dramatic ember bed, with Bryte Coals and two wood chunk decorative covers, enhance the warmth and beauty of the log set.



Scan to see the full collection of compatible log sets and accessories.



Evening Fyre Split (ESV-24)



Evening Fyre (EFV-24)



Evening Fyre Charred (ECV-24)



Evening Fyre (EFV-16/18)



Evening Fyre Split See Thru (ESV-2-16/18)

The G18 Series is available for Natural or Propane gas in 16/18" and 24/30" sets, with variable BTU ratings from 22,000 to 38,000. Lava granules, embers, and Bryte Coals are included with the unit. See-thru sets are also available in 16/18" and 24/30" sizes with BTU's ranging from 29,000 to 40,000.

3 log styles to choose from, sizes 16/18", 24", & 30":

EFV-**	Evening Fyre Gas Logs
ECV-**	Evening Fyre Charred Gas Logs
ESV-**	Evening Fyre Split Gas Logs

** Insert size (e.g. EFV-24). Add "P" for Propane.

A number of control options are available including:

- Manual control
- Remote with variable flame height control (-15)†
- Remote with variable flame height control, electronic ignition, & on demand pilot (-01V)

†See-thru burners are only available with "-15" control valve option.



G18-24/30
Gas Burner with
on/off remote

G18-2-24/30-15
See-thru Gas Burner
with variable flame
height remote



G9 SERIES

The traditional beauty of Golden Oak Designer, Split Oak or the new Meadow Oak logs add to the elegant burn of the G9 Vent-Free Burner System. Dancing flames and an ember bed, featuring an innovative reflective panel, offer comforting heat and fireside charm.



Scan to see the full collection of compatible log sets and accessories.



Split Oak (S9-24)



Golden Oak Designer (RD9-24)



Meadow Oak (M9-24)

The G9 Series is available for Natural or Propane gas in 20", 24", and 30" sets, with BTU ratings from 21,000 to 36,000. Lava granules, embers, and Bryte Coals are included with the unit. See-thru sets are also available in 24" size with BTU rating of 31,000.


3 log styles to choose from, sizes 20", 24", & 30":

RD9-**-	Golden Oak Designer Gas Logs
S9-**-	Split Oak Gas Logs
M9-**-	Meadow Oak Gas Logs

** Insert size (e.g. RD9-24). Add "P" for Propane.

A number of control options are available for single-sided sets only; they include:

- Manual control
- Remote on/off control (-12)
- Bluetooth Remote on/off (for -12 control valve)
- Remote with variable flame adjusted control (-15)



• **RF-BTSR1-G** (w/ Golden Oak Cover)
 • **RF-BTSR1-B** (w/ White Birch Cover)
Bluetooth ON/OFF Remote
 Use your cell phone to control your log set.
 (Compatible with -12 Control Valve only)



G9-20/24/30
Gas Burner with manual control



G9-2-20/24/30-12
See-Thru Gas Burner with on/off remote only.

G8E SERIES

Ideal for smaller fireplaces, the Valley Oak and the Split Valley Oak logs are featured on the G8E Vent-Free Burner System. Simple in design and function, this reliable system comes standard with a 20,000 BTU model. Also available is a unit designed for bedrooms† with 9,500 BTU's. A decorative front panel and knob cover are included to enhance the realistic look of your fireplace.



Scan to see complete details and compatible accessories.

† Where permitted by code.



Valley Oak (V08E-16)

The G8E Series is available for Natural or Propane gas in 16", 20", and 24" sets, with BTU ratings of 20,000 or 9,500.

2 log styles to choose from, sizes 16", 20", & 24":

VO8E-**	Valley Oak Gas Logs
SVO8E-**	Split Valley Oak Gas Logs


Burner Kits:

G8E-**	G8E Series Burner Kit (20,000 BTU)
G8E-**R	G8E Series Burner Kit (9,500 BTU) (can be installed in bedrooms)

** Insert size (e.g. VO8E-24). Add "**P**" for Propane.

Three control options are available:

- Manual control
- Remote on/off control (-12)
- Remote with variable flame height control (-15)



• **RF-BTSR1-G** (w/ Golden Oak Cover)

• **RF-BTSR1-B** (w/ White Birch Cover)

Bluetooth ON/OFF Remote

Use your cell phone to control your log set.
(Compatible with -12 Control Valve only)



Split Valley Oak (SVO8E-20)



G8E-16/20/24-15

Gas Burner with variable flame height remote.

Further enhance your hearth with our selection of Premium Accessories (see page 8)



Pine Cones
(PC-4)



Acorns
(AC-6)



Lava Fyre Coals
(LFC-6)



Wood Chips
(WCH-6)




Pine Cone/Wood Chip
Decor Pack (DP-2)

G21 SERIES

CONTEMPORARY BURNER

This all 304 stainless steel burner burns cleanly with glass/gems directly on burner ports, providing a beautiful sea of flames. Only 10½" front-to-back, the mirrored front and back panels create a high and deep flame appearance. With its sleek lines, wide variety of choices for accessorizing (many unique colors in Fyre Gems and Fyre Glass), and a striking polished mirror finish, the G21 is the perfect addition to any contemporary hearth.



Gold Reflective Fyre Glass
(GL-10-HR)

G21-GL-30-12 (shown) Stainless Steel Burners

MODELS*: G21-GL-18-12 (18"), G21-GL-24-12 (24"), G21-GL-30-12 (30")

* Add a "P" to end of model # for Propane (e.g. G21-GL-18-12P). See-Thru models available in 18" & 24" sizes.

Fyre Glass



Azuria
(GL-xx-F)



Black
(GL-xx-B)



Bronze
(GL-xx-Z)



Caribbean Blue
(GL-xx-N)



Clear
(GL-xx-C)



Emerald
(GL-xx-E)



Star Fyre
(GL-xx-W)

Reflective Fyre Glass



Azuria
Reflective
(GL-xx-FR)



Black
Reflective
(GL-xx-BR)



Bronze
Reflective
(GL-xx-ZR)



Caribbean Blue
Reflective
(GL-xx-NR)



Copper
Reflective
(GL-xx-QR)



Emerald
Reflective
(GL-xx-ER)



Gold
Reflective
(GL-xx-HR)



Champagne
Reflective
(GL-xx-CR)

Fyre Gems



Black Pearl
(GLG-xx-J)



Blue Topaz
(GLG-xx-T)



Champagne
(GLG-xx-D)



Deep Amber
(GLG-xx-A)



Emerald
(GLG-xx-E)




Glacier
(GLG-xx-C)



Sapphire
(GLG-xx-S)



Ruby
(GLG-xx-RY)



- RF-BTSR1-G (w/ Golden Oak Cover)
- RF-BTSR1-B (w/ White Birch Cover)

Bluetooth ON/OFF Remote

Use your cell phone to control your log set.
(Compatible with -12 Control Valve only)



Remove front mirrored panel to reveal the hidden, easy access, pilot controls.



Scan to see the full collection of contemporary options.

Amount of glass or gems required is 7½ lbs for 18", 10 lbs for 24", 15 lbs for 30" burner, 10 lbs for 18" see-thru, and 12½ lbs for 24" see-thru.

** When ordering glass or gems insert the amount desired in place of the "**. 5 for 5 lbs, 7 for 7½ lbs, 10 for 10 lbs, and 40 for 40 lbs. Example: GL-10-HR
The total amount of glass and gems used must not exceed the amount listed above.

PREMIUM ACCESSORIES




Scan to see the full collection of premium accessories.



FBS-24 (Satin Stainless)



FBCB-24 (Black Porcelain)



Traditional Fyrebacks

FINISHES	SMALL	MEDIUM	LARGE	X-LARGE
Satin Stainless	FBS-18	FBS-24	FBS-30	FBS-36
Polished Stainless	FBSP-18	FBSP-24	FBSP-30	FBSP-36
Black Porcelain	FBSB-18	FBSB-24	FBSB-30	FBSB-36

Contemporary Fyrebacks

FINISHES	SMALL	MEDIUM	LARGE	X-LARGE
Satin Stainless	FBC-18	FBC-24	FBC-30	FBC-36
Polished Stainless	FBCP-18	FBCP-24	FBCP-30	FBCP-36
Black Porcelain	FBCB-18	FBCB-24	FBCB-30	FBCB-36

- RF-BTSR1-G (w/ Golden Oak Cover)
- RF-BTSR1-B (w/ White Birch Cover)

Bluetooth ON/OFF Remote

Use your cell phone to control your log set.
(Compatible with -12 Control Valves only)



Charred Birch Decorative Cover (WCBC-1)



Charred Birch Decorative Wood Chunk (WCAB-1)



Wood Chip Ring (WCRD-1)



Wood Chips (WCH-6)



Pine Cone/Wood Chip Decor Pack (DP-2)



Pine Cones (PC-4)



Acorns (AC-6)



Lava Fyre Coals (LFC-6)



Lava Fyre Granules (LF-5)

BEST WARRANTY IN THE INDUSTRY!

REAL FYRE® VENT-FREE GAS LOG SETS LIMITED WARRANTY HIGHLIGHTS

ALL REAL FYRE® VENT-FREE CERAMIC REFRACTORY GAS LOGS ARE WARRANTED FOR AS LONG AS YOU OWN THEM (**LIFETIME**). ALL REAL FYRE® VENT-FREE BURNERS ARE WARRANTED FOR TEN (**10**) YEARS. ALL REAL FYRE® GLASS, GEMS, AND FIBER-CERAMIC BLEND LOGS ARE WARRANTED FOR FIVE (**5**) YEARS. ALL REAL FYRE® VALVES, PILOTS, AND CONTROLS ARE COVERED BY A ONE (**1**) YEAR LIMITED WARRANTY (EXCLUDING BATTERIES).

CRAFTED WITH PRIDE  IN THE USA



RH PETERSON CO.
14724 PROCTOR AVE. CITY OF INDUSTRY, CA 91746
WWW.REALFYRE.COM

Rev. 0 - 2311211020

L-F1-00824